MAZHARUL ULOOM COLLEGE (AUTONOMOUS), AMBUR

STUDENT SATISFACTION SURVEY ANALYSIS, 2024-2025

The Student Satisfaction Survey was conducted by the IQAC for the students of our college for the Academic Year 2024-2025. The IQAC randomly selected 263 Students (30% of the total students) of the College to collect the survey. The Coordinator of the IQAC was the convener for collecting Student Satisfaction Survey. Dr. R. Jothilakshmi, Criterion II convener analyzed the Student Satisfaction Survey collected from the students. The questionnaires were sent to the students through mail.

97.4 % of the UG students, 2.6 % of the PG students have responded to the survey. From among the respondents 40.4% of the students were from Commerce stream, 37.2% were from Science stream, 17.9% were from Arts stream and 1.9% were from Professional stream.

A well structured objective type questionnaire was prepared by the IQAC comprising of 20 questions with 1 descriptive question. The questions regarding the Teacher's ability to conduct classes and cover syllabus, communication skill of the teacher, fairness in conducting and evaluating of Internal Examination, usage of ICT in the classes, opportunities for the students to learn and grow and descriptive question asking for suggestions for developing teaching learning process were asked.

Responses from the Students:

- About 90.4% of the students said that the syllabus was covered fully in the classes.
- About 85.9% of the students said that the teachers prepared well for the classes.
- About 81.4% of the students said that the teachers are able to communicate effectively.
- About 75% of the students said that the teacher's approach to teaching is very good.
- About 84% of the students said that the internal evaluation process is very fair.

- About 80.1% of the students said that performance in assignments were discussed with them.

- About 65.4% of the students said that the institute take active interest in promoting internship, student exchange, field visit opportunities for students.

- About 73.7% of the students said that the teaching and mentoring system in the institution is facilitating them in cognitive, social and emotional growth.

- About 79.4% of the students said that the institution gives them opportunity to learn and grow.

- About 76.3% of the students said that the teachers inform them about the expected competencies, course and programme outcomes.

- About 82.7% of the students said that the teachers illustrate the concept with example and application.

- About 81.4% of the students said that the teachers identify the students strength and encourage them.

- About 75.6% of the students said that the teachers identify their weakness and help them to overcome it.

- About 82 % of the students said that the institution makes efforts to engage students in monitoring, review and continuous quality improvement of teaching learning process.

- About 76.9% of the students said that the teachers use student centric methods to enhance learning experience of the students.

- About 79.4% of the students said that the teachers motivate them to participate in extra curricular activities.

- About 76.9% of the students said that the teachers teach them soft skills, life skills, employability skills to be prepared for the job market.

- About 69.9% of the students said that the teachers use ICT tools for teaching.
- About 82.7% of the students agreed that the overall quality of teaching learning process in the institution is good.

As per the suggestions of the students it is clear that more concentration is needed in promoting internship, student exchange and field visit opportunities for students. Also the usage of ICT tools in teaching has to be boosted to enhance learning outcomes and student engagement. Students have also appreciated the overall quality of teaching learning process in the institution.

Action Taken:

The Criterion II members and IQAC discussed about the result of the survey. All stakeholders were requested to give their suggestions to improve Teaching Learning Processes for the next academic year 2025-2026. More Career guidance and placement programs has been conducted for students in soft skills, life skills, employability skills to be prepared for the job market. The Faculty members are using ICT tools for conducting classes and their effectiveness in usage of ICT has to be boosted, they are exploring further to give best experience to the students in the learning process. The Faculty members are also motivated to incorporate more student centric methods in teaching and to promote internship, student exchange and field visit opportunities for students.

PRINCIPAL

PRINCIPAL i/c
MAZHARUL ULOOM COLLEGE
(AUTONOMOUS)
AMBUR - 635 802. TPT.DT.

SSS ANALYSIS 2024-2025

CHARTS BASED ON BASIC INFORMATION OF STUDENTS

a) 156 responses has been recorded.

b) Age

156 responses

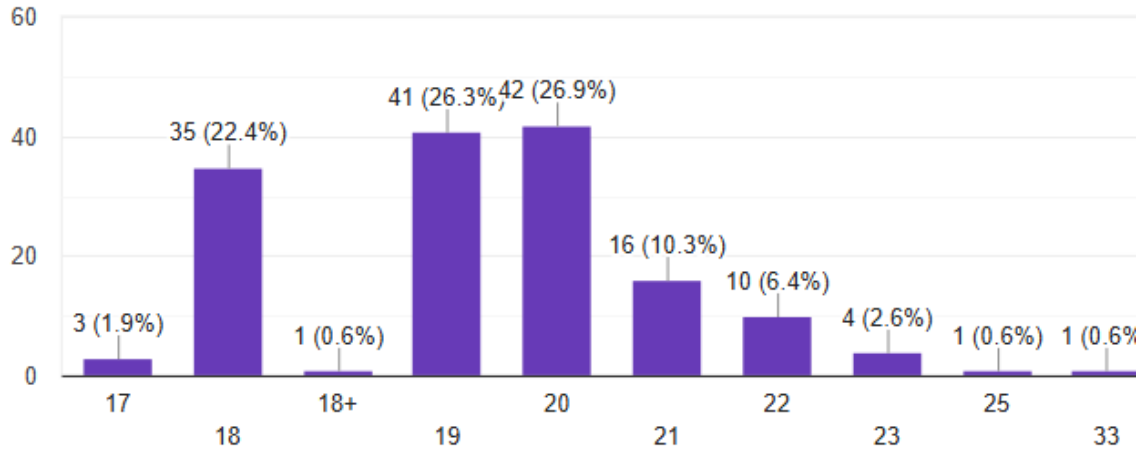

c) Gender:

156 responses

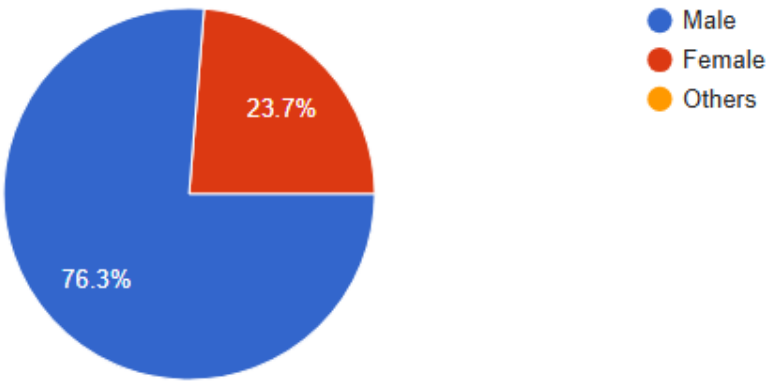

d) What degree program you are pursuing now or pursued last year?

156 responses

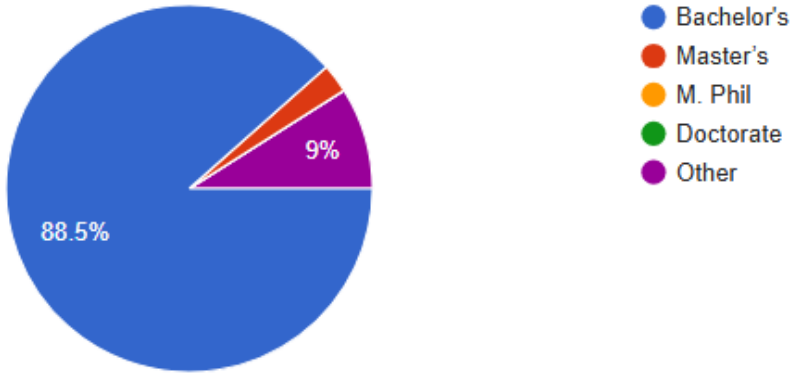

e) What subject area are you currently pursuing or pursued last year?

156 responses

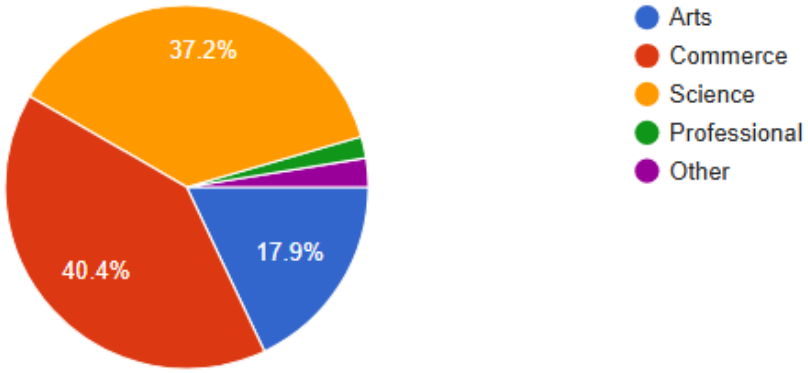

CHARTS BASED ON CRITERION II TEACHING-LEARNING & EVALUATION PROCESS

1. How much of the syllabus was covered in the class?

156 responses

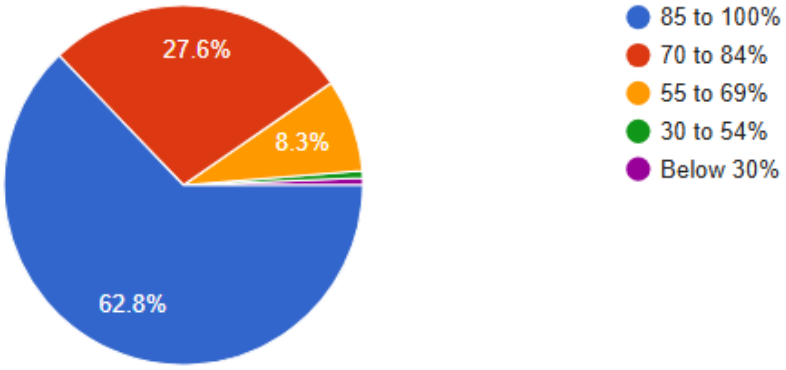

2. How well did the teachers prepare for the classes ?

156 responses

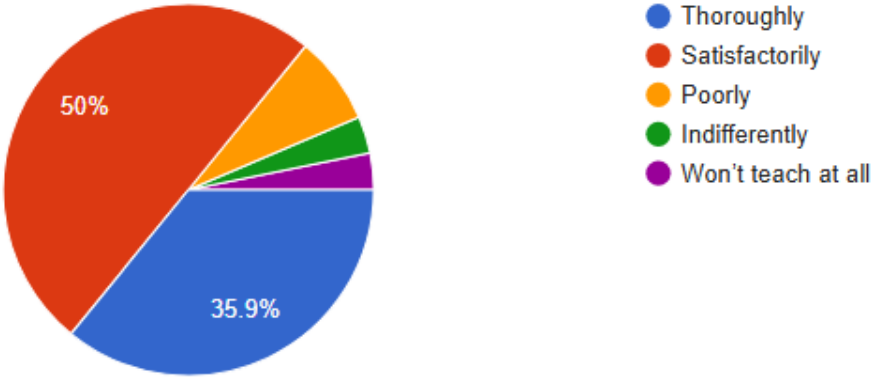

3. How well were the teachers able to communicate?

156 responses

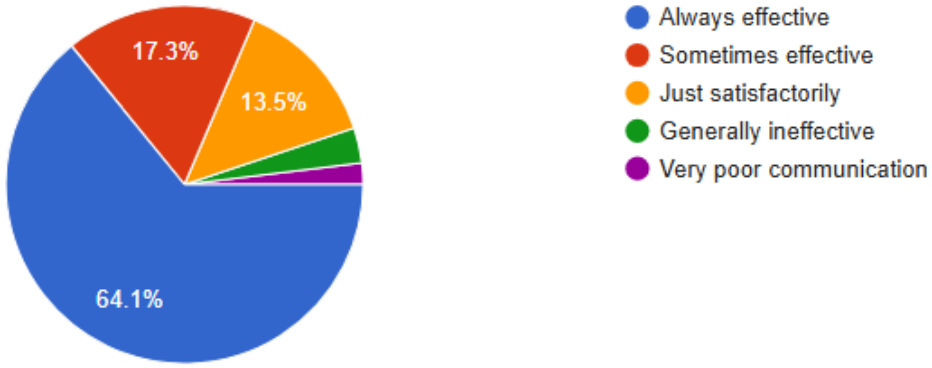

4. The teacher's approach to teaching can best be described as

156 responses

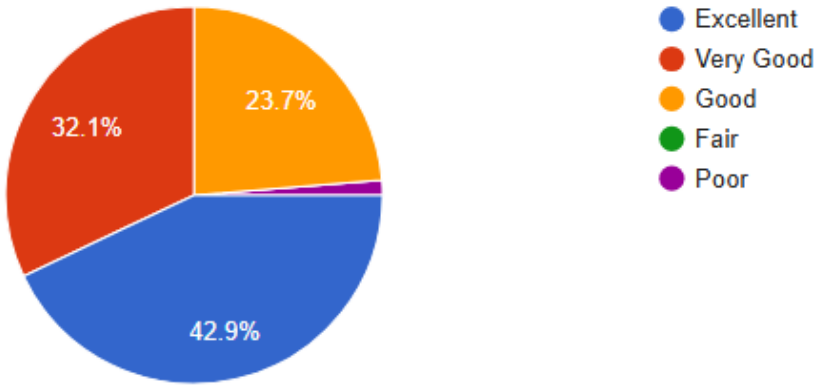

5. Fairness of the internal evaluation process by the teachers.

156 responses

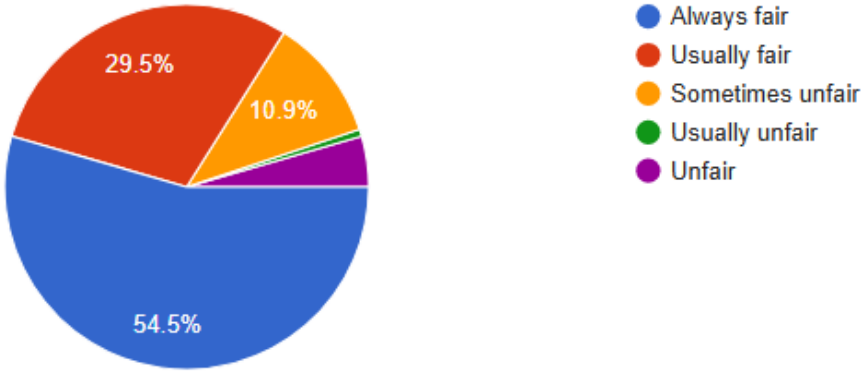

6. Was your performance in assignments discussed with you?

156 responses

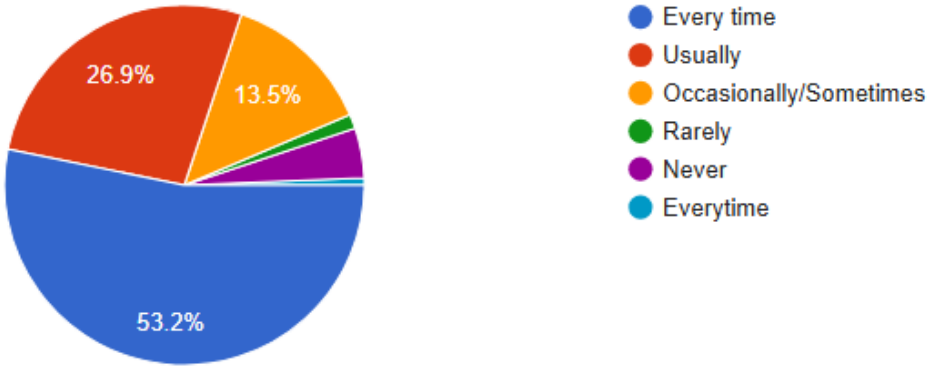

7. The institute takes active interest in promoting internship, student exchange, field visit opportunities for students.

156 responses

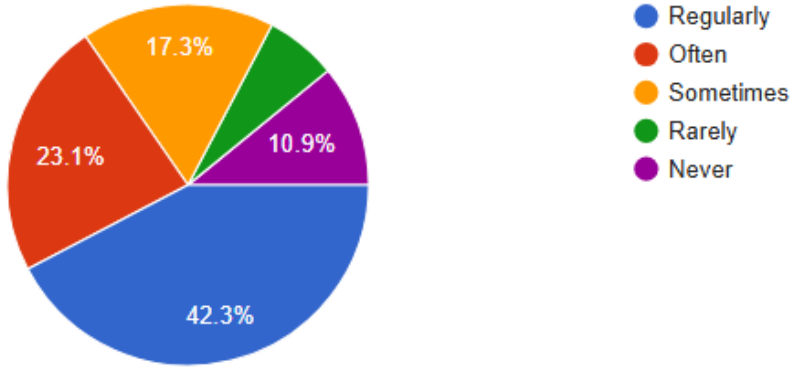

8. The teaching and mentoring process in your institution facilitates you in cognitive, social and emotional growth.

156 responses

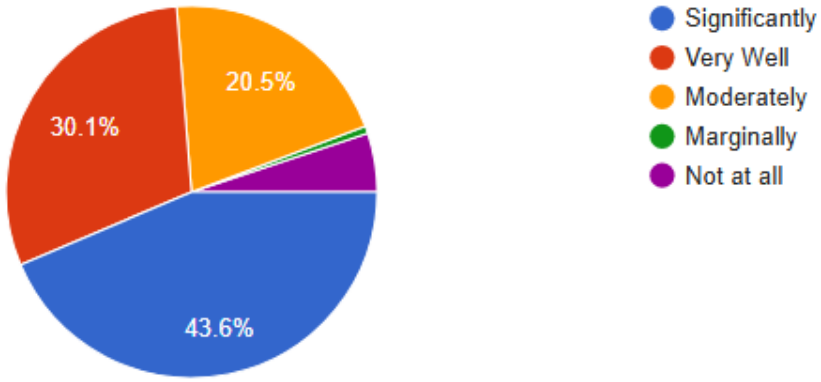

9. The institution provides multiple opportunities to learn and grow.

156 responses

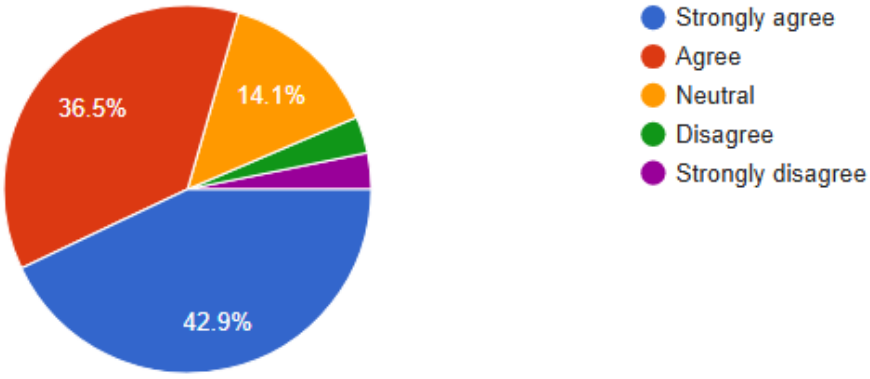

10. Teachers inform you about your expected competencies, course outcomes and programme outcomes

156 responses

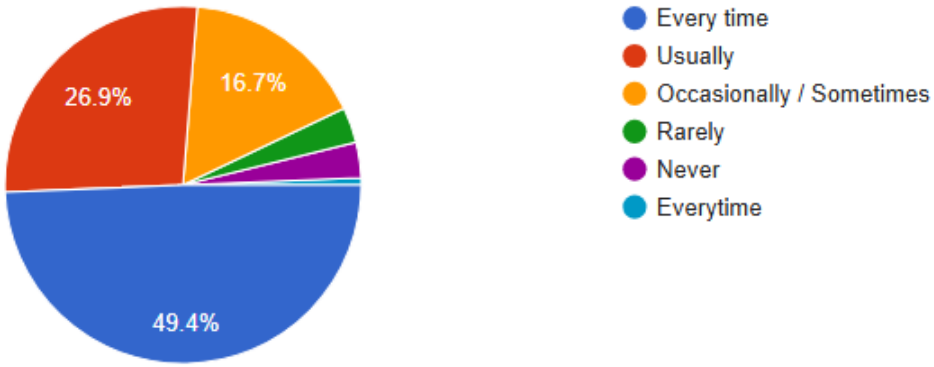

11. Your mentor does a necessary follow-up with an assigned task to you.

156 responses

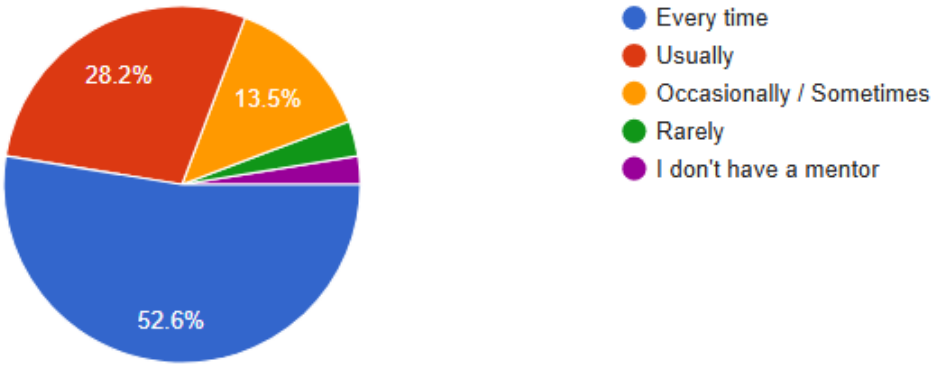

12. The teachers illustrate the concepts through examples and applications.

156 responses

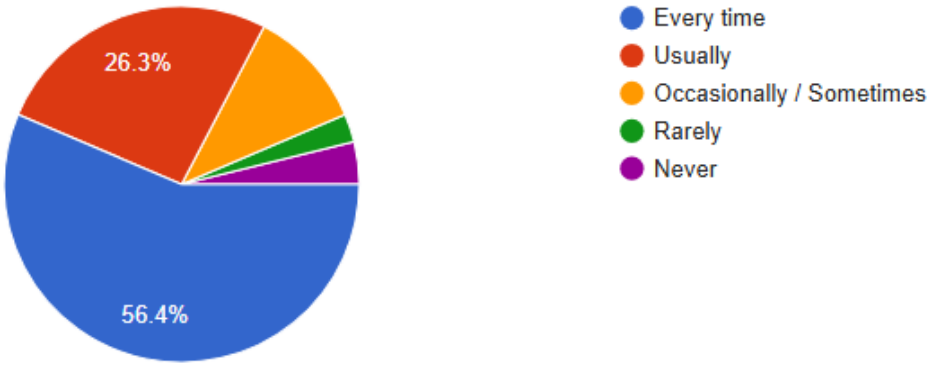

13. The teachers identify your strengths and encourage you with providing right level of challenges.

156 responses

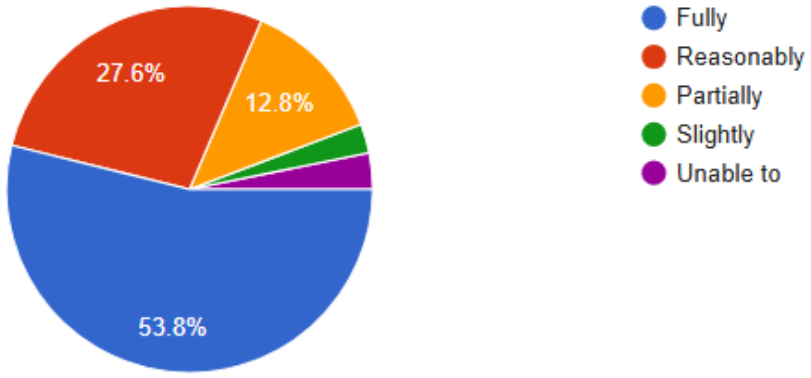

14. Teachers are able to identify your weaknesses and help you to overcome them.

156 responses

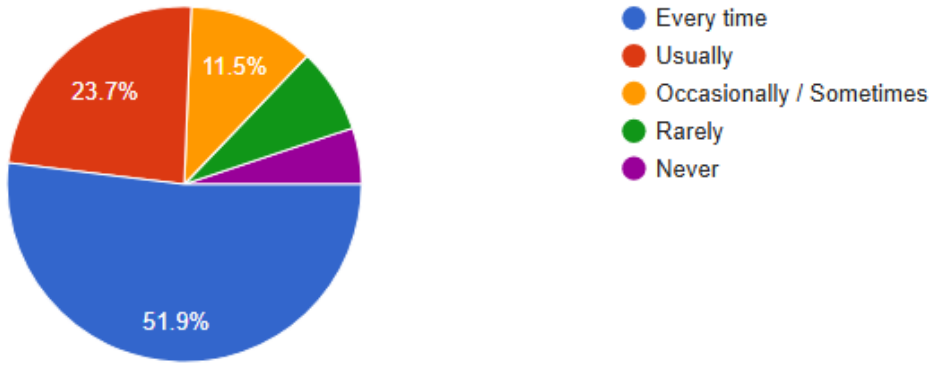

15. The institution makes effort to engage students in the monitoring, review and continuous quality improvement of the teaching learning process.

156 responses

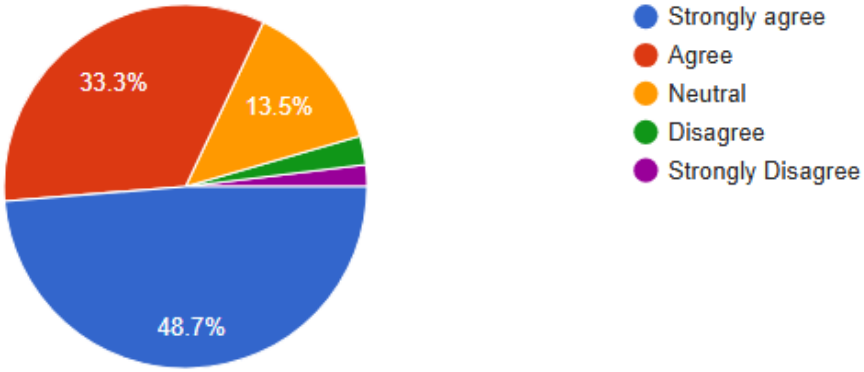

16. The institute/ teachers use student centric methods, such as experiential learning, participative learning and problem solving methodologies for enhancing learning experiences.

156 responses

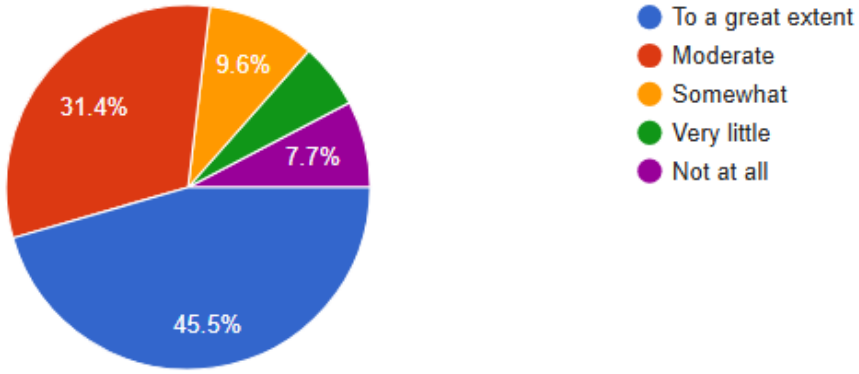

17. Teachers encourage you to participate in extracurricular activities.

156 responses

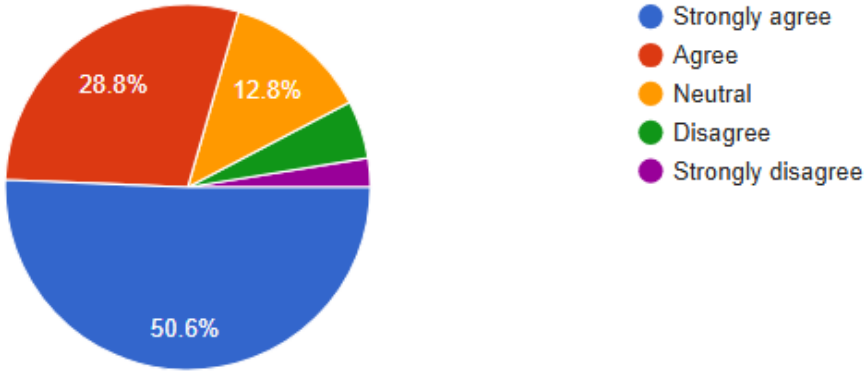

18. Efforts are made by the institute/ teachers to inculcate soft skills, life skills and employability skills to make you ready for the world of work.

156 responses

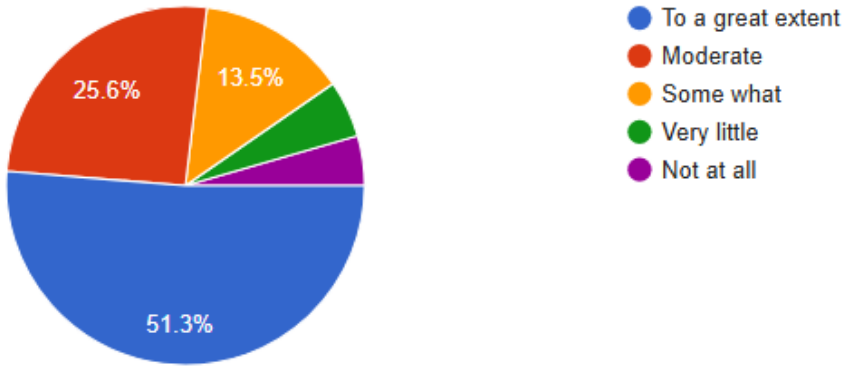

19. What percentage of teachers use ICT tools, such as LCD projector, Multimedia, etc. while teaching.

156 responses

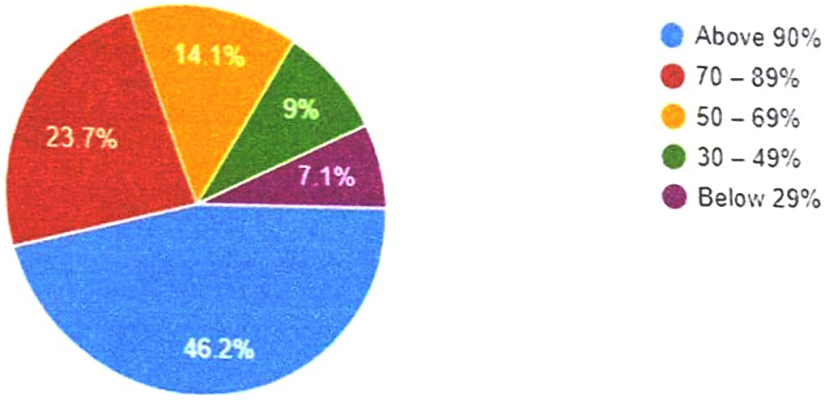

20. The overall quality of teaching-learning process in your institute is very good.

156 responses

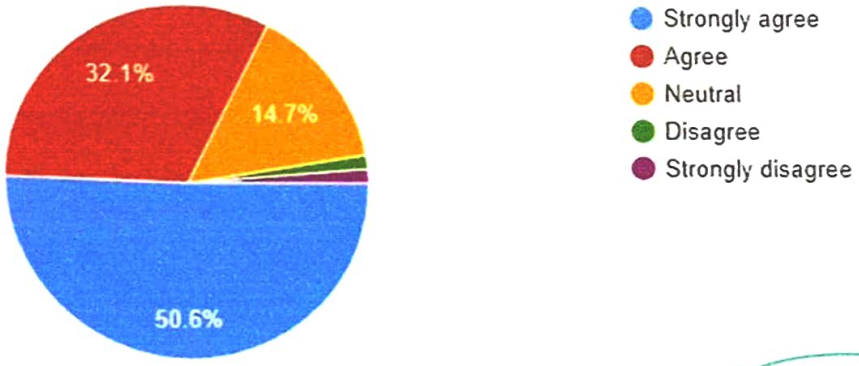

PRINCIPAL i/c
MAZHARUL ULOOM COLLEGE
(AUTONOMOUS)
AMBUR - 635 802. TPT.DT.